

Digital Video Interfacing Products

AT780PCI

Multi-standard DVB-T2/T/C
Receiver & Recorder & TS Player
DVB-ASI & DVB-SPI outputs



Standard Features

- **PCI 2.2**, 32 bit, 33/66MHz 3.3V.
- Bus Master DMA, Scatter /Gather Interface Protocol.
- Windows XP, Vista, Win 7 (64bit) Drivers + SDK.
- Linux Drivers & sample application.
- Accompanied by DVStation3, Alitronika's Integrated TS Player, Recorder & Real Time Quick Analyser Software.
- Supports DVB Standards **A1010Rev1** and **EN50083**.

Input

- DVB-T2/T/C Compliant COFDM Reception.
- Input Frequency Range:
 - High Band: 434.0 MHz to 858.0 MHz.
 - Mid Band: 149.5 MHz to 426.0 MHz.
 - Low Band: 50.5 MHz to 142.5 MHz.
- Modulation Modes: DVB-T/T2: QPSK, 16QAM, 64QAM
- Modulation Modes: DVB-C: 64QAM, 128QAM, 256QAM
- Guard Interval: DVB-T/T2: 1/4, 1/8, 1/16, 1/32
- Supports hierarchical & non-hierarchical modes.
- Supports 188, 204 Transport Packet Sizes.

Output

- Programmable Output Bit Rate.
- Null Packet Insertion by hardware.
- Selectable Burst size mode & continuous mode TS output.

Application

Targeted for Digital Video Professionals, Sophisticated End Users and OEMs the AT780PCI is an ideal solution for A number of applications such as:

- Development Tools.
- DVB to IP or IP to DVB Gateway.
- Transport Stream Recording.
- Transport Stream Playing.
- Transport Stream Analysing
- Transport Stream Monitoring.
- Video on Demand Server.
- Transport Stream Test Generator.
- DVB-C to DVB-ASI & DVB-SPI converter hence replacing an IRD.
- Software Based decoding
- DVB-C TS for Trans-modulation into DVB-S or DVB-T/H.

RF Input Specifications

On Board Buffer: 16Mbytes
RF Tuner Connectors: 75 Ohms IEC Type
Input Frequency Range: 50.5 MHz to 858.0 MHz.
Channel Bandwidth: 6, 7 & 8 MHz.
RF Sensitivity: -80dBm.
COFDM Spectrum: 2k & 8k carriers non-hierarchical and hierarchical.
Standards: DVB-T2, DVB-T, DVB-C compliant.
Modulation Modes: DVB-T/T2: QPSK, 16 & 64QAM
Modulation Modes: DVB-C: 64, 128 & 256QAM
Guard Interval Modes: 1/4, 1/8, 1/16 & 1/32

Output Specifications

Serial Connectors: 75 Ohms BNC
Parallel Connectors: 25-pin sub-D
DVB-ASI Output Bit Rate: 0 to 214 Mbit/s
DVB-SPI Output Bit Rate: 0 to 108 Mbit/s
Bit Rate Stability: +/- 25ppm
DVB-ASI Output Clock: 270 MHz
DVB-ASI Output Signal level: 1.0Vp-p nominal
DVB-SPI Output Clock: 0 to 13.5 MHz
DVB-SPI Output Level: LVDS
Size WxL: 175mmx107

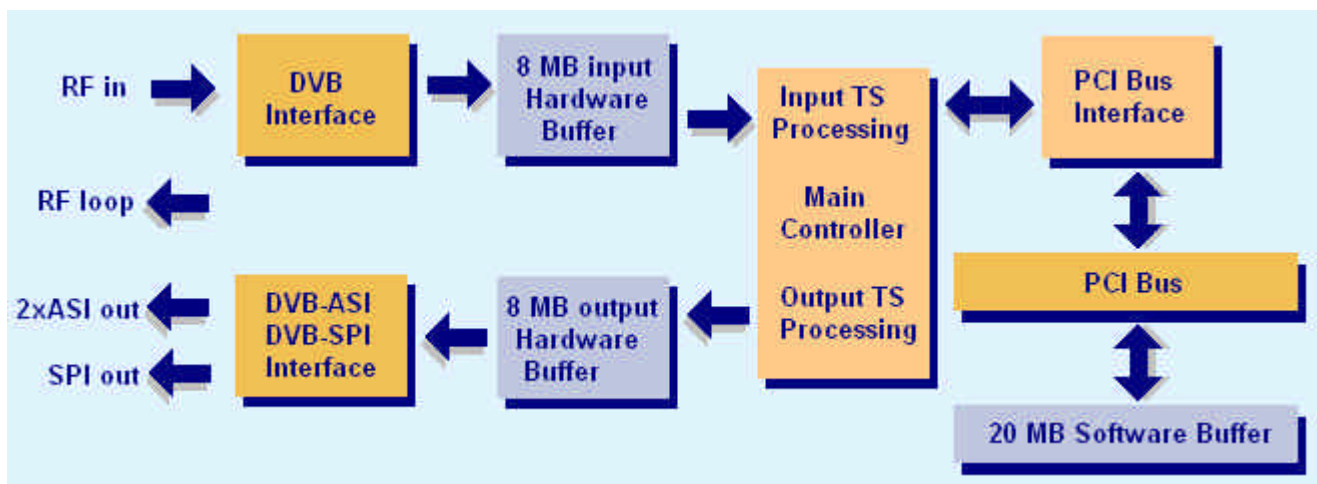
1 GENERAL DESCRIPTION

A member of Alitronika's state of art digital video interfacing products.

The AT780PCI is a PCI based interface device suitable for Recording, Playing and Analyzing of DVB Transport Streams.

2 BLOCK DIAGRAM

FIG4 illustrates the block diagram of the AT780PCI device. The device communicates with the PC via the PCI interface device. On the input side, the RF signal is demodulated and then de-coded before entering the PC via the main controller and the PCI bus as Full TS files. On the output side, the MPEG-II transport streams enter the device via the PCI interface device. The AT780PCI then transmits the transport streams according to the settings provided by the application software. The data is 8b/10b encoded for DVB-ASI signals before it is serialized and transmitted via the BNC output connectors.



3 EXTERNAL INTERFACES

The external interfaces for the AT780PCI are shown. There are two 75 Ohms IEC type connectors for the RF input & Loop Through, 2 BNC connectors for the DVB-ASI outputs and a box header (seen in blue in the picture) for DVB-SPI output.

The Unit is supplied with a flat cable/D-type/ bracket combination for access to the DVB-SPI port.



The LED in the back of the unit function as follows:

OFF = Power is off/ device not activated

Flashing (Red) = Play /Record not activated – Error condition

ON (Green) = Normal operational condition

In Record mode this LED indicates that a Carrier has been detected and the device has locked to incoming TS.

In Play mode this LED indicates that the output section has valid TS (normal operating conditions).

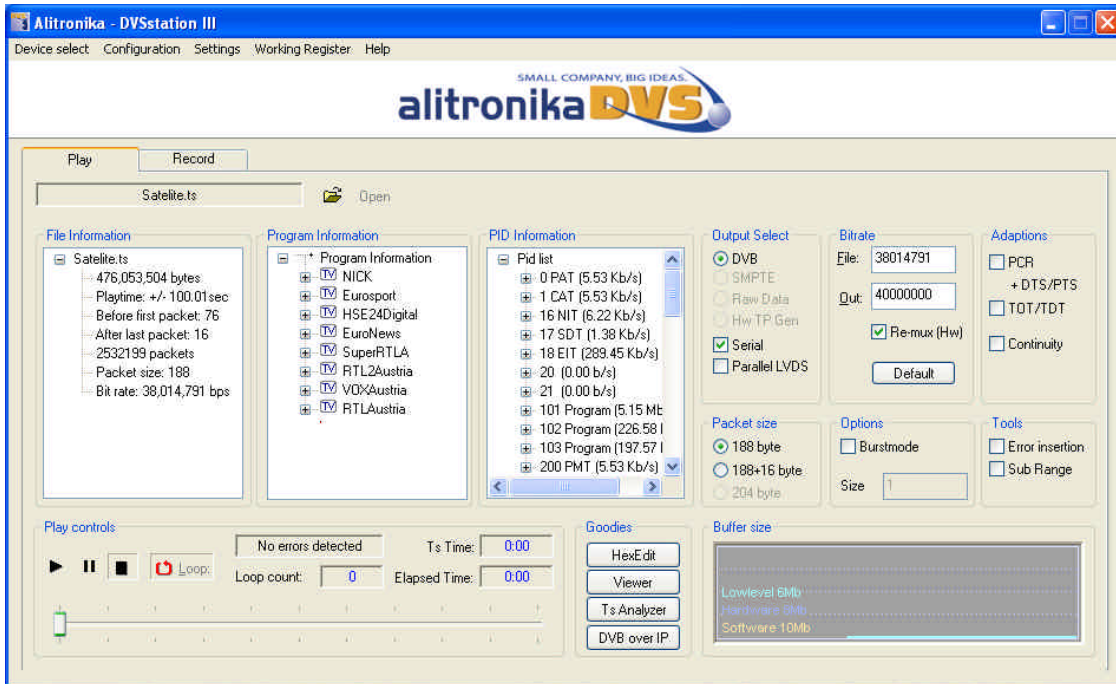
4 APPLICATION

Targeted for digital video professionals, sophisticated end users and OEMs the AT780PCI is an ideal solution for a number of applications such as, development tools, universal interface for MPEG-II Transport Stream Playing and Recording, video on demand server, transport stream test generator, high speed serial data link, software based MPEGII decoders & encoders and many other applications.

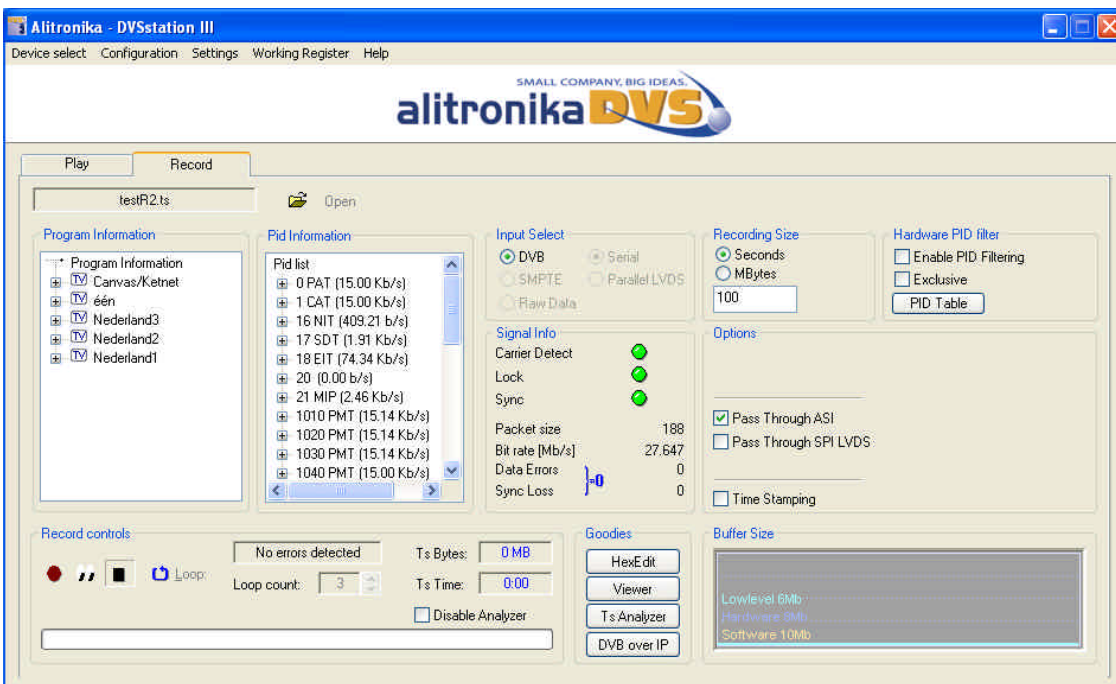
5 Software Application, DVStation3

5.1 – DVStation3: All of Alitronika devices are supported by DVStation3, Alitronika's **FREE** Transport Stream Player, Recorder, Analyser & converter application software. Please refer to DVStation3 specification and User Manual on our website for more information about DVStation3. Even better please download it from our website & try it out. It works in DEMO mode without any Alitronika devices.

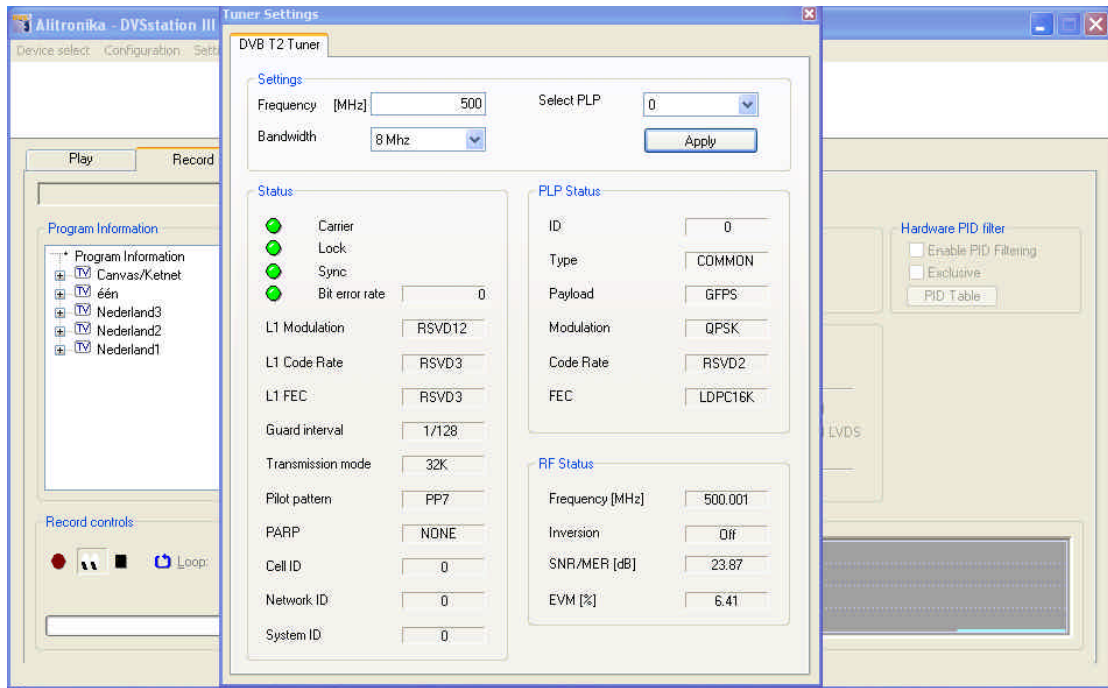
Play Screen



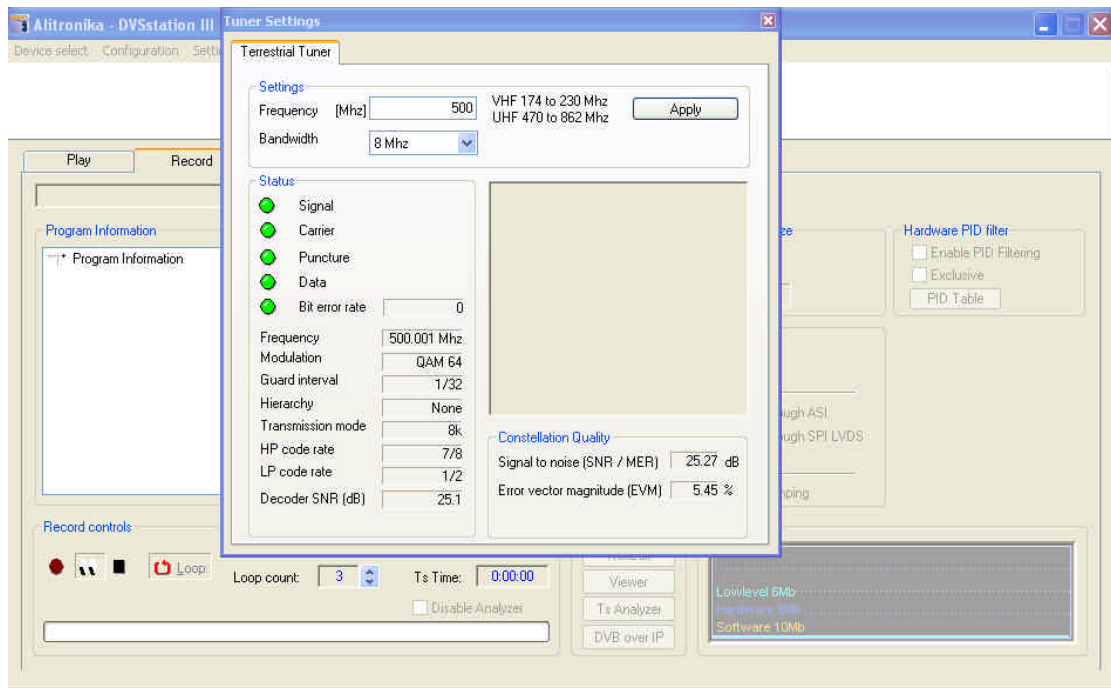
Record Screen



RF Tuner Settings DVB-T2



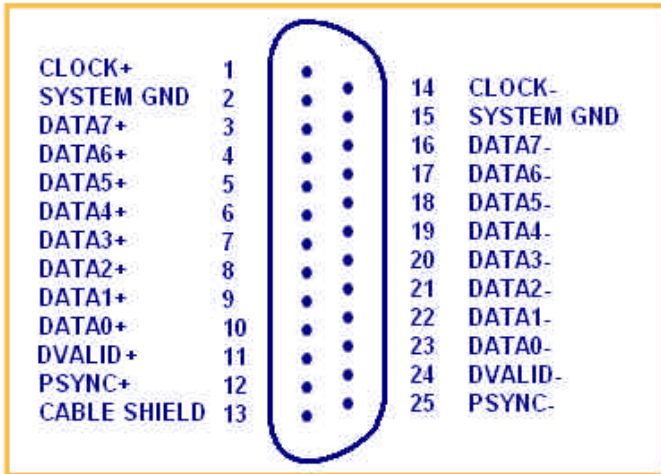
RF Tuner Settings DVB-T



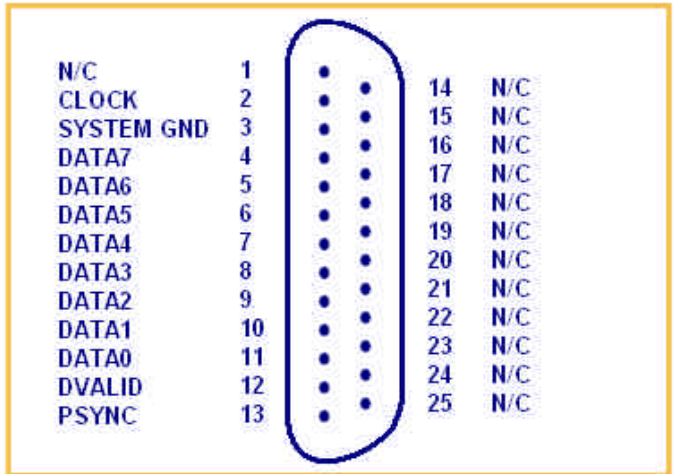
SPI connector Pin outs

Parallel (DVB-SPI) Pinouts

For Alitronika's devices which support DVB-ASI input/output (LVDS and/or LVTTTL/LVCMOS)



Standard DVB-SPI input/output Pinout



LVTTTL/LVCMOS output Pinout



Alitronika DVS continually strives to improve its products to keep up with ever increasing demands of the broadcasting industry.

Therefore Alitronika DVS reserves the right to make changes in its product specifications at any time without notice. The reader is cautioned to verify that the specification documents are current before placing orders.

Information furnished in this document is believed to be accurate and reliable.

However, Alitronika DVS assumes no responsibility for any errors that may appear in any of its documents. Furthermore, Alitronika DVS assumes no responsibility for the consequence of use of such information or for any infringement of patents or other rights of third parties that may result from its use. No license is granted by implication or otherwise under any patent or patent rights of Alitronika DVS.

This document supersedes and replaces all information previously supplied.

Alitronika DVS makes no warranty, representation or guarantee regarding the suitability of its products for any particular purpose, nor does Alitronika DVS assume any liability arising out of the application or use of any product and specifically disclaims any and all liability, including without limitation special, consequential or incidental damages. Conformity to standards, all operating parameters and compliance to regulations must be validated for each customer application by customer's technical experts.

Alitronika DVS products are not authorized for use as critical components in any systems such as life supporting systems.

